



Name: Form:

Based on pages 18 and 19 of *Changing materials*

Surveying dangerous products

Try this...






1. Look at the labels on a collection of products and identify the hazard warning symbols using this chart to help you.



2. Write the name of each product in the first column of the table below.

3. Write down what it is used for in the second column of the table.

4. Tick the box or boxes to show which hazard warning symbols are on the labels.

Product	Purpose	 TOXIC	 IRRITANT	 HARMFUL	 FLAMMABLE	 CORROSIVE

5. Arrange the products into the following groups: Corrosive, irritant, flammable, harmful or toxic.









