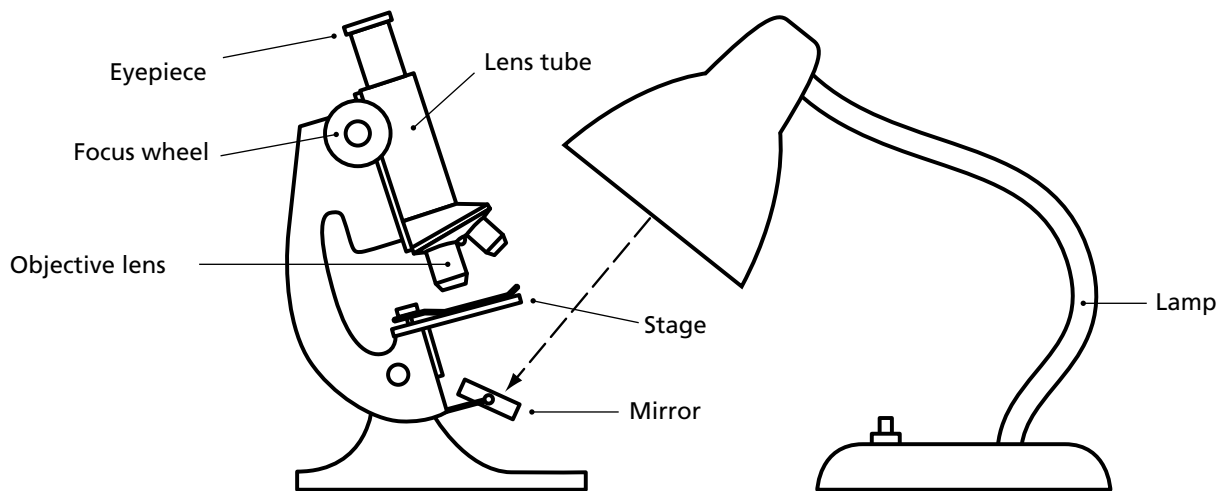


Looking at microbes with a microscope

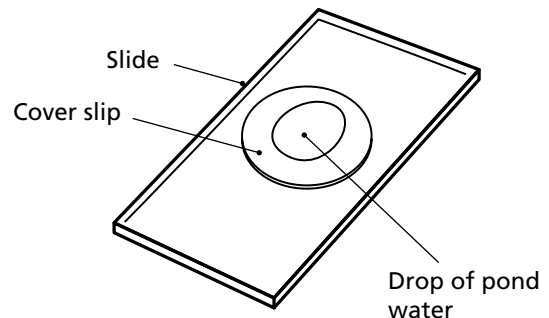
Try this...

1. Set up a microscope as shown in the diagram.

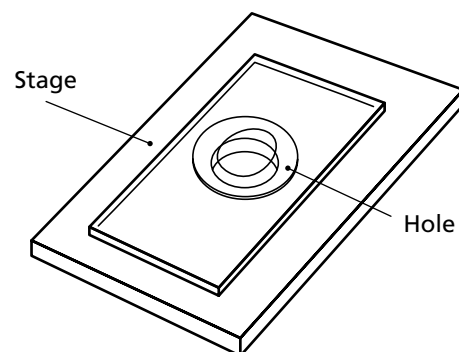


2. Take a pipette and draw some pond water into it.

3. Put a drop of pond water on a microscope slide and cover it with a cover slip.



4. Place the slide on the microscope stage with the drop of pond water over the hole in the stage.



5. Look at the side of the microscope and turn the focus wheel so that the objective lens moves close to the top of the cover slip.

6. Look down the microscope and turn the focus wheel slowly, so the objective lens moves away from the cover slip. If you do this carefully some microbes may come into view.

7. On a separate piece of paper, draw and write about what you saw.