



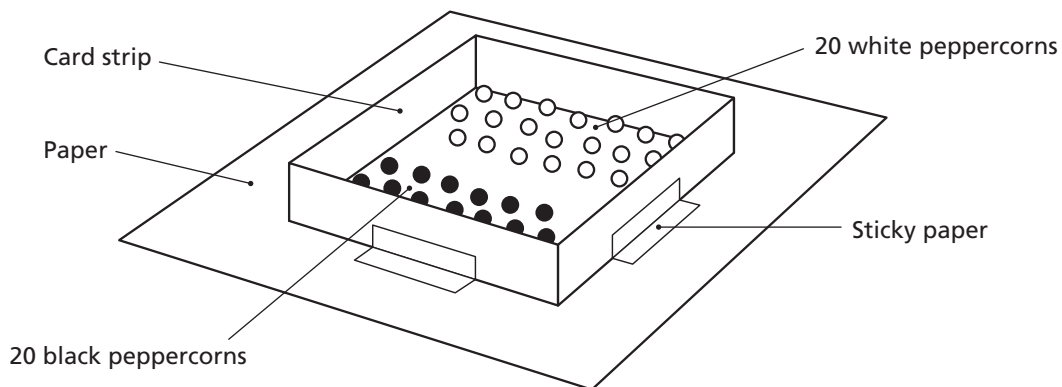
Name: ..... Form: .....

Based on pages 6 and 7 of *Gases around us*



# Shaking peppercorns

Try this...

1. Cut a strip of card 1 centimetre wide and 20 centimetres long.
2. Fold the card to make a square with sides 5 centimetres long.
3. Stick the card square onto a piece of paper with sticky tape.
4. Make sure that the paper is on a flat, level table.
5. Put twenty white peppercorns in one half of the square.
6. Put twenty black peppercorns in the other half of the square.



7. Shake the paper gently from side to side once and draw the position of the peppercorns in square 1 below.



8. Repeat step 7, and fill in square 2.
9. Repeat step 7, and fill in square 3.
10. Describe how the peppercorns mix.



.....