



Name: Form:

Based on pages 18 and 19 of *Life cycles*

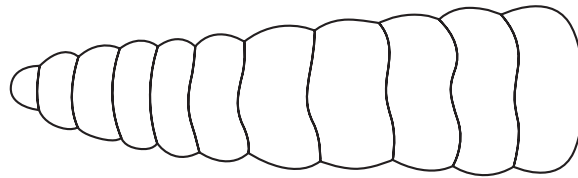
Making model insects

Try this...

1. Diagram 1 shows the larva of a fly. It is called a maggot.

Use Plasticine to make a model maggot. To do this, make up 11 discs of Plasticine and then stick them together.

Diagram 1



2. Diagrams 2 and 3 show you how to make a fly from Plasticine. First make up three oval pieces and stick them end to end. Then roll out some long rods and use them to make the six legs. Lastly, flatten two pieces and stick them to the top to make wings. Use a picture of a fly to help you see what it looks like.

Diagram 2


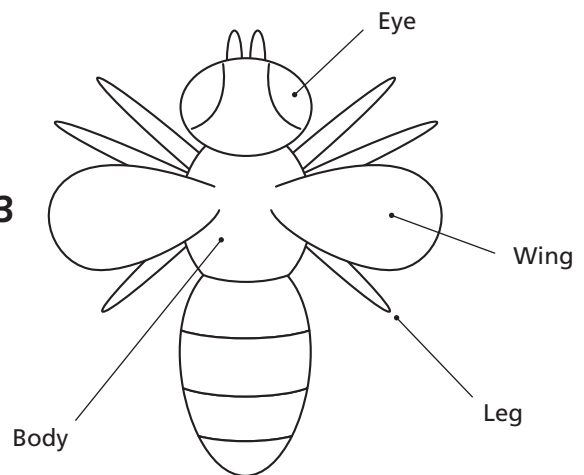


Diagram 3



3. Look at the two models and write down how the insect body changes as it grows from a larva to an adult.



.....



.....



.....



.....