



Name: ..... Form: .....

Based on pages 22 and 23 of *Light and shadows*

# Coloured light

Try this...

1. Make a slit in a piece of card as shown in Diagram 1.

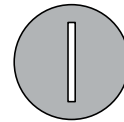


Diagram 1

2. Tape the card to the front of a torch as Diagram 2 shows.

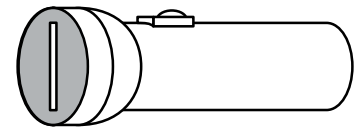


Diagram 2

3. In a dark place, set up a glass of water on a white sheet of paper, as Diagram 3 shows.

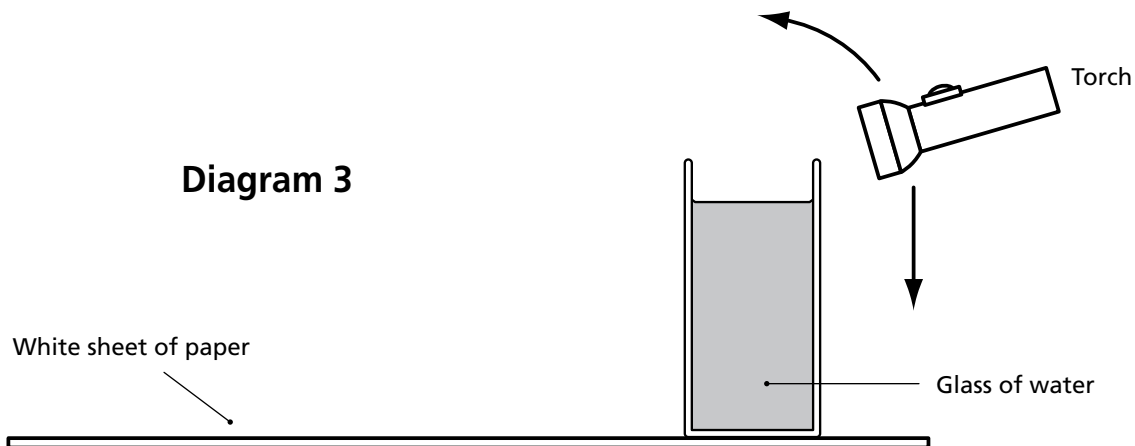


Diagram 3

4. Switch on the torch and move it up and down in the region shown by the arrows.
5. While you are moving the torch, look in area A of the white paper. What do you see?
6. In a dark place put a red pencil on a piece of white paper.
7. Shine the torch on the pencil.
8. Put a red filter in front of the torch and shine it on the pencil again.
9. How did the paper and the pencil change when you shone the torch and filter on them?



.....



.....



.....