
















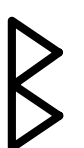








## Can you write with runes?

Here is the original runic alphabet. Notice that one rune may be used for two letters.

							
f	u	th	a	r	k or c	g	w or v
							
h	n	i	j or y	ei	p	z	s
							
t	b	e	m	l	ng	d	o

Vikings used runes to label their property. In addition to their first name they could have a second name to help identify them. The second name could be about their work or about themselves. Use the runes to find out what this message says:

Þ | S B M l o s t o Þ o R F

.....

< l M P M R C M R S o t

.....

Make a label in runes for an item of your property such as a pencil case or book.

# Can you write with runes?

## Age range

- Years 3/4 (SP4/5).
- Years 5/6 (SP6/7).

## Resources

Copies of the worksheet.

## Using the worksheet

You may like to add extra interest introducing the rune letters by name. The names have been recreated by studying other languages and were probably not used by the Vikings. There is no strict guidance on how they are pronounced so you may pronounce them phonetically. These names match the order of the letters on the worksheet. Fehu, Uruz, Thuisaz, Ansuz, Raidho, Kenaz, Gebo, Wunjo, Hagalz, Nauthiz, Isa, Jera, Eihwaz, Perthro, Algiz, Sowilo, Tiwaz, Bearkano, Ehwaz, Mannaz, Laguz, Ingwaz, Dagaz, Othala.

The students may extend the labelling activity by thinking up a second name for themselves in the style shown on the sheet. Vikings in sagas often had nicknames. These were usually given to them after they had died. The subject of nicknames and their possible use in this activity must be handled with sensitivity.

## Older students

The students can work on their own. The activity could be extended by the students writing down what they had for breakfast or about a hobby.

## Outcomes

The students can:

- Translate a runic message into English.
- Translate an English message into runes.

## Younger students

Some students may need help in matching the runes in the message to the runes in the table. They may also need help in selecting runes to make their message. The activity could be extended by the students writing down the name of their street or town.

## Outcomes

The students can:

- Translate a runic message into English.
- Translate an English message into runes.

## Answer

The message says: This belongs to Thora Cleverperson.