




























Comparing toys

There was a wide range of toys available to Victorian children, if their parents could afford them.

Here is a checklist. Tick the boxes of toys that you think are still common today.

<input type="checkbox"/> alphabet cubes	<input type="checkbox"/> hoop and stick	<input type="checkbox"/> tiddlywinks
<input type="checkbox"/> balls for football and catching	<input type="checkbox"/> jigsaw	<input type="checkbox"/> toy canon
<input type="checkbox"/> board games such as ludo	<input type="checkbox"/> marbles	<input type="checkbox"/> toy drum
<input type="checkbox"/> boats	<input type="checkbox"/> Noah's ark	<input type="checkbox"/> toy fort
<input type="checkbox"/> bricks	<input type="checkbox"/> playing cards	<input type="checkbox"/> toy soldiers
<input type="checkbox"/> clockwork toys	<input type="checkbox"/> rocking horse	<input type="checkbox"/> toy theatre
<input type="checkbox"/> dolls	<input type="checkbox"/> sewing kits	<input type="checkbox"/> toy trains
<input type="checkbox"/> doll's house	<input type="checkbox"/> skipping rope	<input type="checkbox"/> toy trumpet
	<input type="checkbox"/> spinning top	<input type="checkbox"/> toy zoo
	<input type="checkbox"/> tea sets	<input type="checkbox"/> wooden animals

Write down some toys available today that were not available in Victorian times.

Comparing toys

Age range

- Years 3/4 (SP4/5).
- Years 5/6 (SP6/7).

Resources

Copies of the worksheet.

Outcomes

The students can:

- Know about the range of toys that were available to Victorian children.
- Identify toys from the Victorian age which are still available today.
- Compare toys from today with toys in the past.

Using the worksheet

Familiarise yourself with the list of Victorian toys then ask the students what was their favourite toy when they were small. Tell them that it was either available to Victorian children or it was not. After three or four toys have been discussed issue the activity sheet and let the students work through it.

Younger students



Let the students work through the sheet on their own then review their work in a discussion. Ask how toys are different today and look for answers about them being made of plastic and the use of electricity and/or microchips. The students may also mention computer and video games.

Outcomes

The students can:

- Know about the range of toys that were available to Victorian children.
- Identify toys from the Victorian age which are still available today.
- Compare toys from today with toys in the past.

Older students

Let the students work through the sheet on their own then review their work in a discussion. Ask how toys are different today and look for answers about them being made of plastic and the use of electricity and/or microchips. The students may also mention computer and video games.