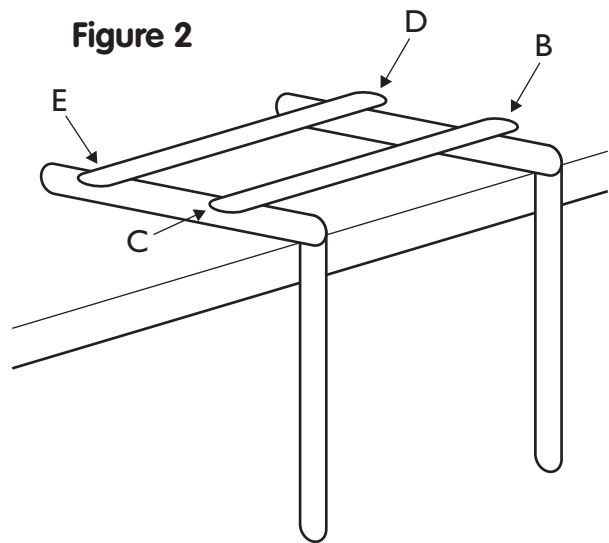
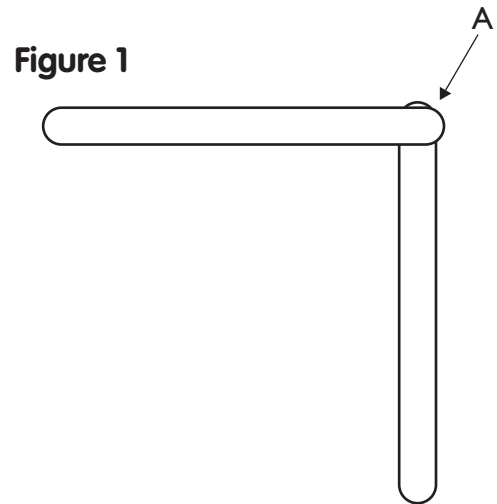
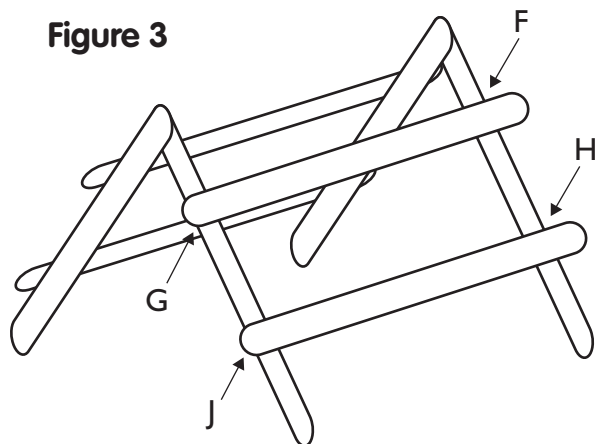


Make a simple timber frame

1. Take two lolly sticks and lay them on the table as figure 1 shows.
2. Use sticky tape to stick them together at A.
3. Repeat steps 1 and 2 with two more lolly sticks.
4. Hang the lolly sticks over the edge of a table as shown in figure 2 and stick two more lolly sticks to them at B, C, D and E.



5. Stand the frame up and stick two more lolly sticks to the frame at F, G, H and J.



6. You may cut out pieces of card and stick them to the frame to make a simple model house.

Make a simple timber frame

Age range

- Years 3/4 (SP4/5).
- Years 5/6 (SP6/7).

Resources

To make one timber frame house you need six lolly sticks, sticky paper and scissors. Card (you may like to tear open some corrugated cardboard as this produces the effect of wood poles attached to the frame).

Using the worksheet

There was a law that if you could start building a house in the morning and finish it and have a fire burning in the hearth by evening you could own your house and live in it. You could use this information to introduce the worksheet. Tell the students that they are members of the deserving poor who have arrived on the outskirts of a village and have to produce their houses quickly if they are going to be allowed to stay there. The worksheet also introduces the students to the concept of a timber frame in a very simple way. It does not matter if there are bits of sticky paper on various parts of the frame the idea is to assemble the frame quickly. You may like to link this activity to activity 5 'Wattle and daub' and activity 13B 'Make a house'.

Younger students

The students may need help balancing the lolly sticks in figure 2. They may find it easier to work in pairs. They could put their houses together to make a village when they have finished.

Outcomes

The students can:

- Construct a simple timber frame.

Older students

The students may like to work individually and have a race to see who can build their house in the quickest time. Perhaps a rule could be set that only the owners of the first ten houses to be built can stay in the village and live there.

Outcomes

The students can:

- Construct a simple timber frame.