

Celtic Oghams

The Celts were the people who lived in England before the Anglo-Saxons and the Romans invaded and settled. They are sometimes called the British. They had a way of writing down words. This way was called Ogham. In Anglo-Saxon times the Celts lived in Wales and Ireland. They wrote messages on stones in Ogham.

◀ Here is the Ogham alphabet.

1. Down the right hand side are three names written in Ogham.

A is the person the Celts believed invented Ogham.

.....

B is a king in Celtic legends.

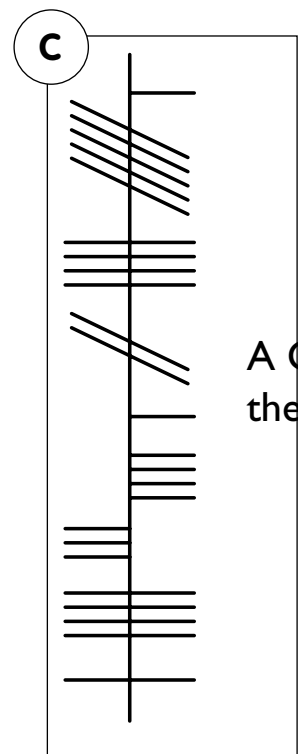
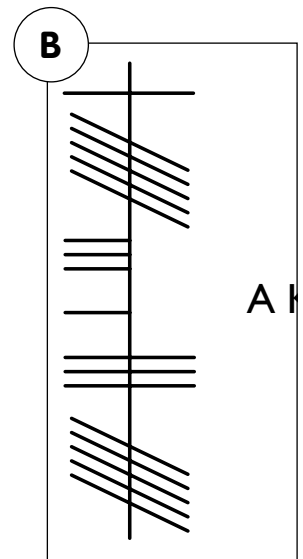
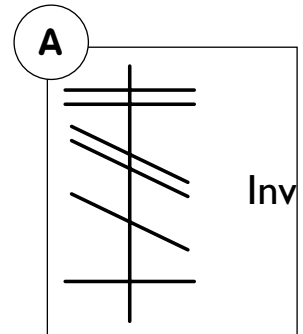
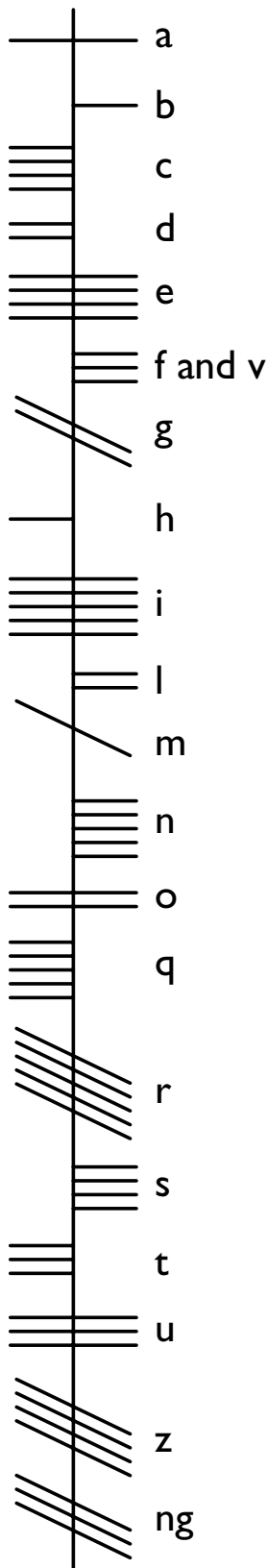
.....

C is a goddess of the Celts living in the North of England in Roman times.

.....

Use the Ogham alphabet to find their names in English.

2. On a separate sheet of paper, write a few words in Ogham then ask a friend to tell you what they are.



Celtic Oghams

Age range

- Years 3/4 (SP4/5).
- Years 5/6 (SP6/7).

Resources

Copies of the worksheet.

Using the worksheet

If you have studied activity 6D about runes you may wish to consider what alphabet the Celts, who lived in Wales, used. You may do the activity now or use it when considering the Welsh in the spread on King Offa of Mercia on pages 34 to 35 of the student book to reinforce the difference between the two cultures.

Younger students

Some students may need help in matching the letters in the words to the letters in the table. They may also need help in selecting letters to make words. Make sure the students realise that all the letters of the English alphabet are not represented and they must select words which have the letters shown in the table.

Answers

1. Ogma.
2. Arthur.
3. Brigantia.

Outcomes

The students can:

- Translate words in Ogham script into English.
- Translate an English message into Ogham script.

Older students

The students can work on their own. The answers are shown in the section above for younger students. Make sure the students realise that all the letters of the English alphabet are not represented and they must select words which have the letters shown in the table.

Outcomes

The students can:

- Translate words in Ogham script into English.
- Translate an English message into Ogham script.