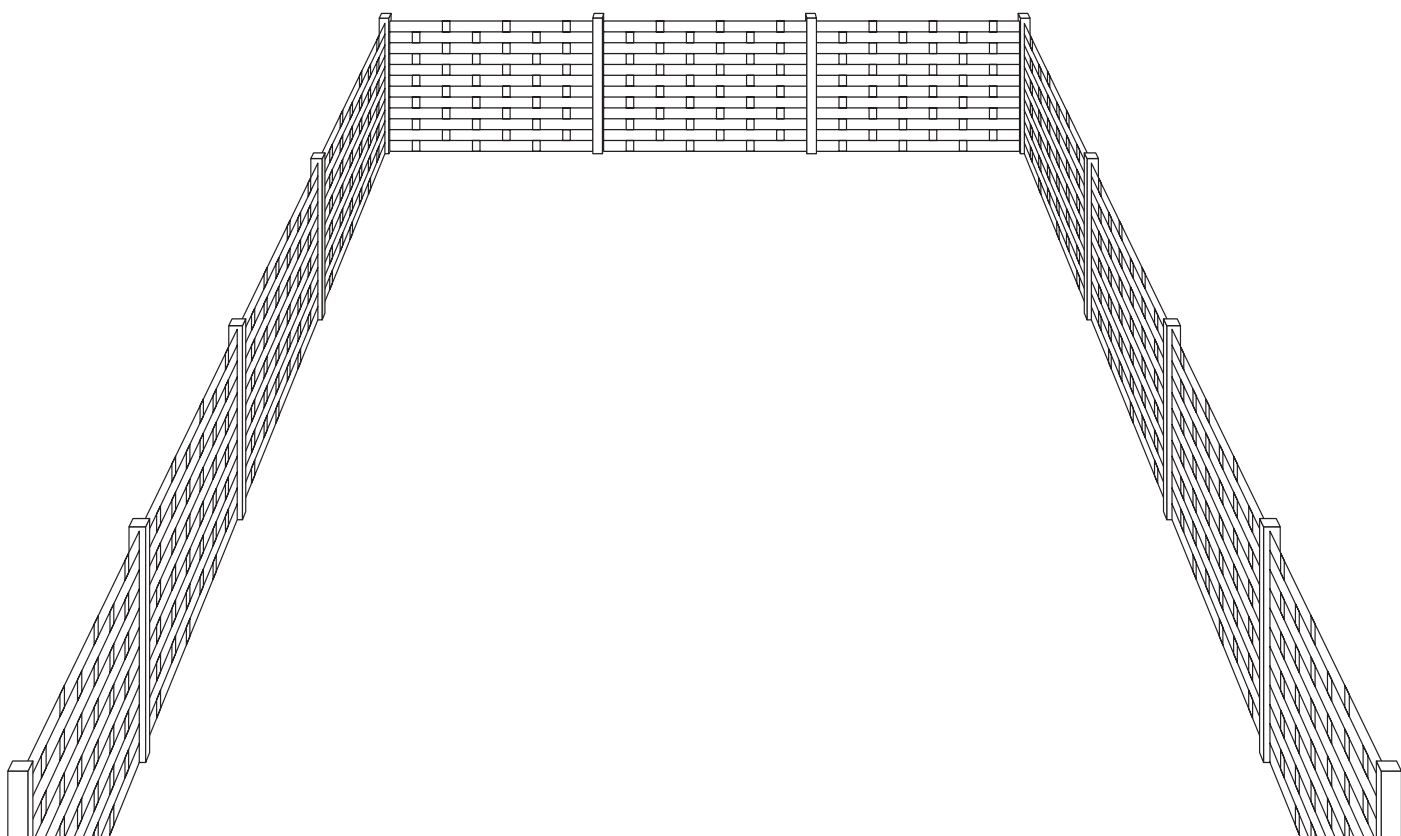



A garden for all


A garden can also be a home for wildlife – if you let it.


Here is a plain lawn and a fence. Draw on to it your design of a wildlife garden that you can still use, but you can share with other living things.





Explain here what you have designed.











Answers

The design will depend on the student. But the student must show how they meant the garden to be attractive and also suitable for a variety of wildlife.

Notes

This is a marvellous opportunity for students to design their own garden. It might form the core of a substantial whole class project where you investigate the flowers and other plants in a garden centre, or through a catalogue, and then 'plant' them on your paper garden so as to provide a diversity of environments.

The example in the book is just one of many.

Students could also make cut-out plants and fences and so change the shape of their garden by moving the cut-outs about on a paper garden plan.