


Note your username here:

Note your staff password here:

Note student password here:



Welcome to our new home screen. We have tried to bring some of the many internal features together on the home page.

If you are new to Curriculum Visions notice that you can access the subjects directly using the menu under the logo.

The items on the home screen mostly change weekly in term time. The Learning and using words section gives you a whole raft of English activities that you may wish to use to start your day and settle children into working. They include comprehensions, listening, hot seating and much, much more.

WEEKLY CHALLENGES

Learning and using words...

[[Open new items that designed to get the best out of an existing item]]

**READING COMPREHENSION**

**LISTENING**

**WRITING**

**SPELLING & VOCABULARY**

**SUMMARISING**

**SATS THROUGH DINOSAURS**

**GET CREATIVE**

**THE GREAT MENU CHALLENGE**

Near the top of the screen is our feature video, and next to that the linked book. These also change weekly. Please note that UNDER the video is a link to task cards you can print out and help you and your students focus on some elements of the video in a structured way. They include tasks on English, Science, Maths, History and Geography as appropriate.

We have been adding many task card sets, as we are now focusing on extending our English materials, and as you have probably noticed, we have just released new English textbooks as well as many other things.

Calendar

We have put a monthly calendar near the top right of the home screen so that you can see what is coming up during the month. Events shown on a particular day are live links to resource material, saving you time in looking them up.

More interactive features...

**HALL OF FAME & INFAMY**

**EAVESDROP ON A RATTLESNAKE**


**SELF LEARNING**

**i-topic**

As you can see, there are lots that is new, and lots more exciting things are in the pipeline.



**Help Desk**  
Curriculum Visions > Help Desk

Search help:  

**Submit a ticket**  
Submit a new issue to a department

**View existing ticket**  
View tickets you submitted in the past

**Knowledgebase**

> Top Knowledgebase articles:

Article	Views
<a href="#">How to subscribe</a>	5
<a href="#">Videos load slowly</a>	1

> Latest Knowledgebase articles:

Article	Date added
<a href="#">Videos load slowly</a>	2015-07-15 10:11:38
<a href="#">How to subscribe</a>	2015-07-14 16:29:13

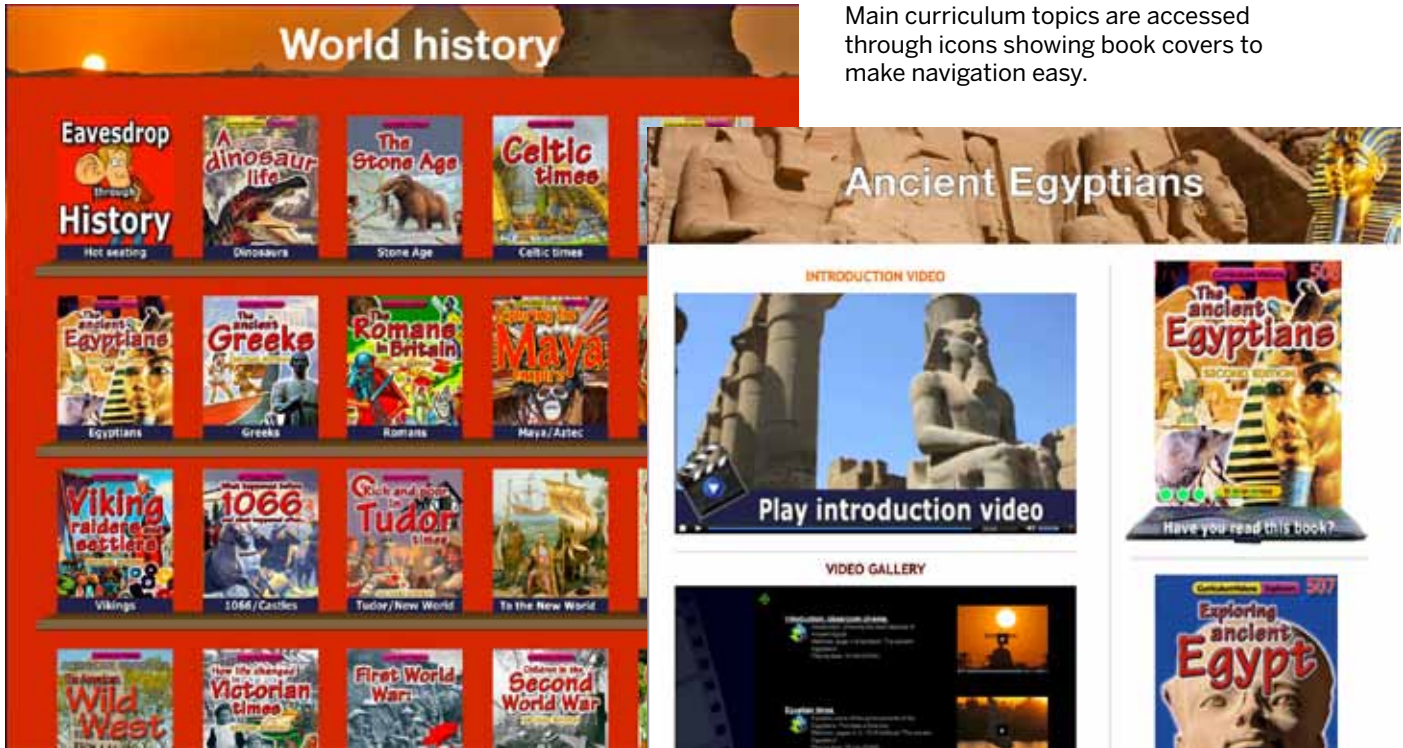
> [View entire Knowledgebase](#)

We are here to help. First, try the **HELPDESK** (Go to Help on the menu bar) and open a ticket. That goes to all staff, or e-mail: [technicalsupport@curriculumvisions.com](mailto:technicalsupport@curriculumvisions.com), or direct helpline: **01491 684028**. Please be next to your computer and connected to curriculumvisions.com if you phone.

# CurriculumVisions.com

is the only 'anchor' (curriculum backbone) site that is built on a foundation of what you trust most – books. You may already have our printed books, in which case you can now also display a version on your whiteboard to make teaching easier. If you do not have the money for some others, well now you have them all waiting.

It is by far the most cost-effective solution for giving books to all students in these challenging times. If you do not have our printed books, then use these digital ones as textbooks, or as supplementary materials with the textbooks you already use. And add richness to the books using the hundred of videos, worksheets, pictures and so on.



Main curriculum topics are accessed through icons showing book covers to make navigation easy.



If you want a list of self-learning topics it is here. Otherwise type in your search word above.

- How life changed in Victorian times
- Exploring Victorian Britain
- Cherry Court Kids: Beamer's School Garden

We now feature a safe, internal SEARCH which provides a way of getting multilevel resources based on your chosen curriculum word (pictured above and

### Habitat

A habitat is a home that suits a particular living thing. Plants and animals are adapted to the habitats they live in.



mountains are another habitat. We see that because different plants grow in each habitat. But there is also a lot of animals to see, they should be remembered.

Every living thing has a habitat. It is its natural home. The conditions there provide it with everything it needs for survival. Small animals have small habitats. For example the habitat of the woodlouse is the spaces under stones and cracks in rotting wood. Large animals have large habitats. For example the habitat of the golden eagle, which soars in the air looking for food, is a mountain.

Each habitat has a set of environmental conditions. In a meadow there is no shade from the sun or shelter from the wind, but in the wood there is shade and the air is often still.

Over millions of years plants and animals have become adapted to the different environments in habitats. Most of them are so well adapted to a particular habitat that they cannot survive in another habitat unless they are given a very long time to adjust. Woodland plants cannot survive in a meadow because of the lack of shelter, and meadow animals like the mole cannot survive in a wood because the tree roots stop it from making burrows.



### Explore these further resources...

(These links take you to other parts of our web site, never to outside locations.)

You can search in these books:



You can look in this topic:

[Jump to Habitats topic](#)

## Features summary

- Reliable and authoritative support content for most of the subjects you teach, from foundation and infant through primary to lower secondary school (4-13)

- The only website to provide page-turning textbooks, and information books that can be accessed in class and at home.

- Hundreds of curriculum books, supported by many hundreds of specially-taken videos, and tens of thousands of pictures.

- Your choice of using fully integrated multimedia (as i-topics) or using just the kind of media that best suits your lessons (using video and picture galleries).

- Full staff access to all of our textbooks and information books online, in class and at home.

- Our proprietary 'swish, flip and wiggle' page-turning system to engage even the most reluctant students.

- Ability to teach with textbooks and other media on your whiteboard.

- Ability to provide student home access if you choose, using a separate student password supplied to you.

- Ability to provide multimedia page reads by simple click/tap in i-topics and search.

- Provision of many lesson plans to guide you through the integrated use of resources.

- Comprehension workbooks integrated into subject areas to make literacy a more natural part of teaching.

- New materials constantly being added.



# Getting started

Just dig right in...

If you need to use the login credentials supplied, a screen will come up asking for them. No need for a formal login. Allow cookies, and your passwords will be saved so you don't even notice the login again.



Lesson plans with objectives, varied content and outcomes.

- Find time to get used to the material. Don't leave the website unused. It takes time to get used to all new things, but the richness of what there is to offer will make your life easier, and will enhance the learning experience of children. Let parents know what you are using, too.



Whiteboard-friendly stories and AF questions.



Helping children to read the target of at least 30 minutes a day is easier when hundreds of exciting books are available to you 365 days a year. You are providing students with their own private library which they can take with them anywhere they have a computer.



Interactive materials such as for MFL.



i-topic resource chapters with integrated page readouts, videos and picture loops.



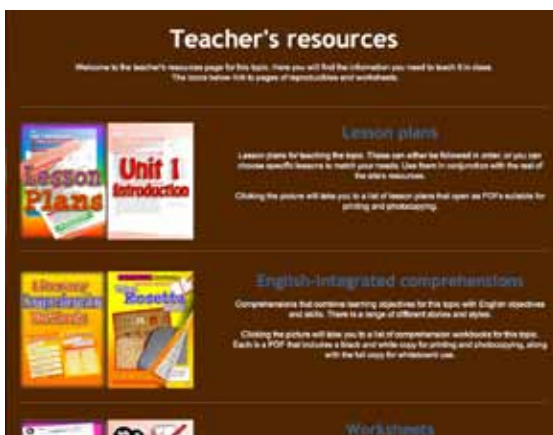
Videos and books for local studies.



Page-turning books on a wide variety of subjects.



Videos.



Teacher's resources (including lesson plans, comprehension workbooks), multimedia and book-based resources, are all placed conveniently in one location.



Page-turning books on other cultures.

## Making the most of the resources

- You should be able to get going immediately. You may wish to refer to a Worksheet, Activity or Lesson Plan (shown in each section under 'Teacher's resources') where we have listed all of the resources available and suggested how to use them.

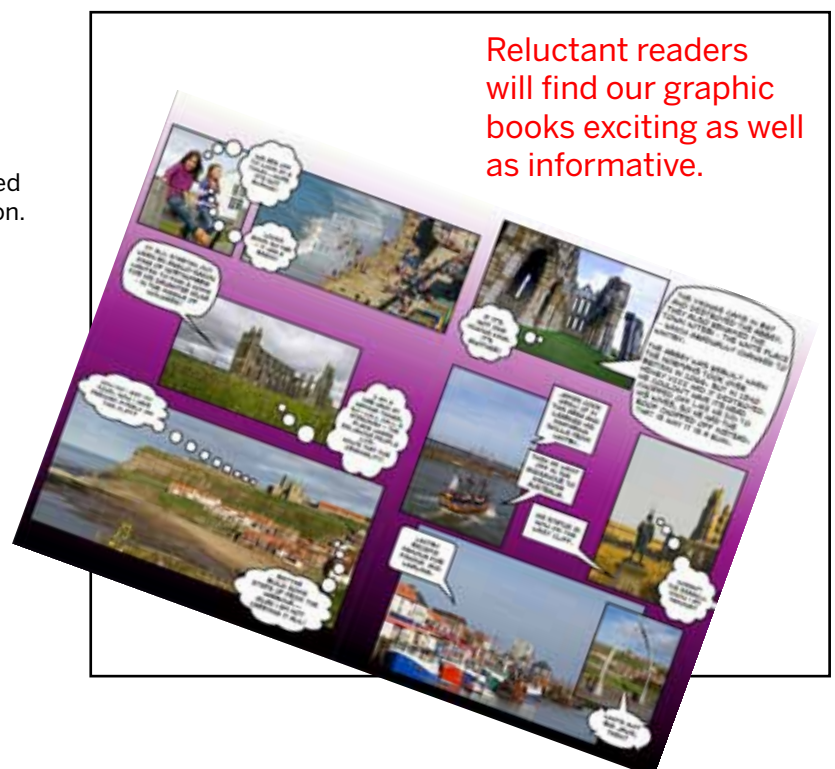
- Experiment straight away, by introducing material from [www.curriculumvisions.com](http://www.curriculumvisions.com) into your lessons. You may wish to let children read books at home, as well. They have hundreds to choose from. (Give them a student password supplied by us, not your administrator one!)

- Discuss how to make the most of the resources in a staff meeting. Allocate someone to be the website 'champion' – a person who actively trains others.

- Use the page-turning text books to teach from if you are already using our printed textbooks, or use them as supplementary material if you have other textbooks.

- Look at the videos that go with each subject.

- The web site has **NO EXTERNAL LINKS** so is safe for children to browse independently. Get them to use the built-in library-style search engine to locate materials for projects. Just choose a word and get all you need on a single screen, levelled for the students.



Reluctant readers will find our graphic books exciting as well as informative.